

---

## Contents

### Screens

- [Getting Started](#)
- [Text](#)
- [Play](#)
- [Change](#)
- [Game](#)
- [Action](#)
- [Open / Save](#)
- [Settings](#)
- [Wotja FREE](#)
- [FAQ \(/wotja/faq\)](#)

[Wotja \(http://intermorphic.com/wotja\)](http://intermorphic.com/wotja) from Intermorphic Ltd.

© 20013-2015 Intermorphic Ltd. All Rights Reserved. Rev 1.7.1 May 07 2015.



### Wotja App



<http://itunes.apple.com/app/id728713486>

### Wotja Bundle



<https://itunes.apple.com/app-bundle/id945324808>

### Wotja FREE



<http://itunes.apple.com/app/id945655868>

## Text to Music Writer with Relaxing Generative Background Music

for iOS

### How it works:

Type or paste in some text or words and Wotja will generate a tune from the first 101 characters that are entered (which can be in any language and include Emoji) - this is a "wotja". Use the Shuffle button to get quick variants and then [Change](#) your wotja settings to suit (e.g. adding a background image from your device's camera roll). Even play a simple music game!

### How to play a wotja:

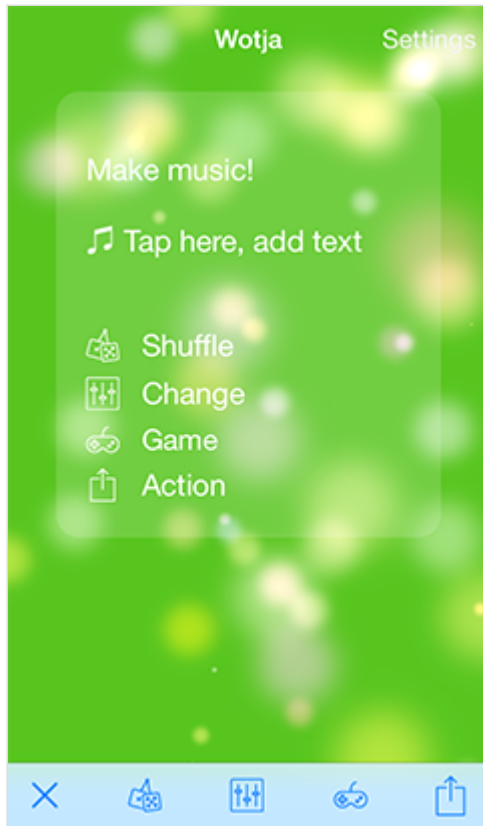
Simply open a wotja email attachment, visit a "Wotja Music URL" or use Open/Save to open a wotja file on your iOS device to replace your current open wotja.

Playback requires a user to have Wotja or Wotja FREE installed.

If you share a wotja make sure you don't infringe the copyright of others!

\* A "Wotja Music URL" is a URL that includes the various Wotja settings and any emoji used in the wotja (but nothing else). It can be played using the wotja.com service by using your iOS browser to visit the URL. See [Website TOS \(/tos\)](#).

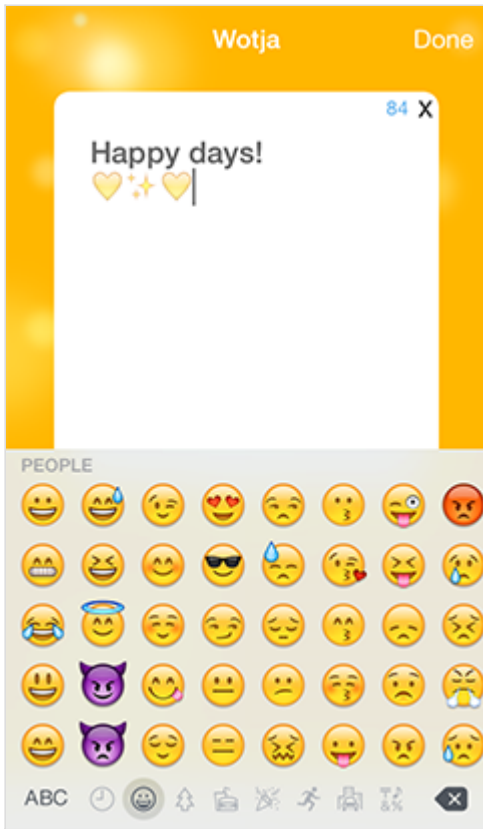
\*\* 3rd party apps not included, available separately.



You see this screen when you first launch Wotja directly as an app (rather than launching it via wotja email attachment or Wotja Music URL in which case you see the [Play](#) screen), or where there is no text entered. Although a backing track will play, there is no melody generated until you enter text!

- Tap the central area to load the [Text](#) screen, where you can type or paste in text.
- Then go to the [Change](#) screen to add a background image, select backing track, choose a player etc.

Note: The shuffle button is inactive before entering text.








The Text screen is where you enter or edit your text.

- Type or tap/hold to paste in any text you have on the iOS clipboard.
- You can use any text or symbols (including Emoji), and in can be in any language. It takes 2 characters to generate a note.
- The first 101 chars will be used to generate the tune and are included in the wotja URL. Any further characters will still be copied to the clipboard (e.g. for an email, facebook or instant messaging wotja), but will not fit in a tweet.
- **84 X** Character Counter and Clear: The area at the top right of the text box shows a counter indicating how many more characters you have left to fit in a tweet or will be used for the tune. Press the X next to it to clear all text in the text box.
- **Important:** Although no text is included when you export your wotja as a Wotja Music URL (the generated tune is, though) any emoji you use will be included and so will display when it is loaded.



The Play screen is where you play any wotja you have created, opened or loaded.

- Tap the central area to load the [Text](#) screen, where you can type or paste in text.
- Tap to the left or right of the central area to hide or show the bottom toolbar.
-  **Start/Stop:** Tap to start or stop playback.
-  **Shuffle:** Tap to quickly try the tune with different included high quality sounds & backing and other values you can manually customise in [Change](#). If you are only interested in quickly trying out different tunes, then just shuffle the text or words (see [Settings > Shuffle text only](#)). NB: Shuffle does not change: Speech Style, volume levels or any Toggle settings.
-  **Change:** Tap for the [Change](#) screen (where you can select a background image).
-  **Game:** Tap for the [Game](#) screen where you can play a simple music driven game.
-  **Action:** Tap for the [Action](#) screen or access to [Open/Save](#).
- When a note plays you will see an animated blob on screen.



Background Image



Backing Track : Beats : Relaxed



Volume



100

Player : Piano Acoustic : Damped



Volume



100

Echo: Cascading



Echo



64

Reverb: Ampitheatre



Reverb



64

Theme 2



Style 6



Vizualiser



10

Size



80

Opacity



62

Tempo



60

Root: C



10 Notes

Phrasing



8

Range



0

Spacing



2

Range



0



Range  2

Interval  8

Range  0

Improvise After Tune

Variation  40%

Repeats  2

Range  0

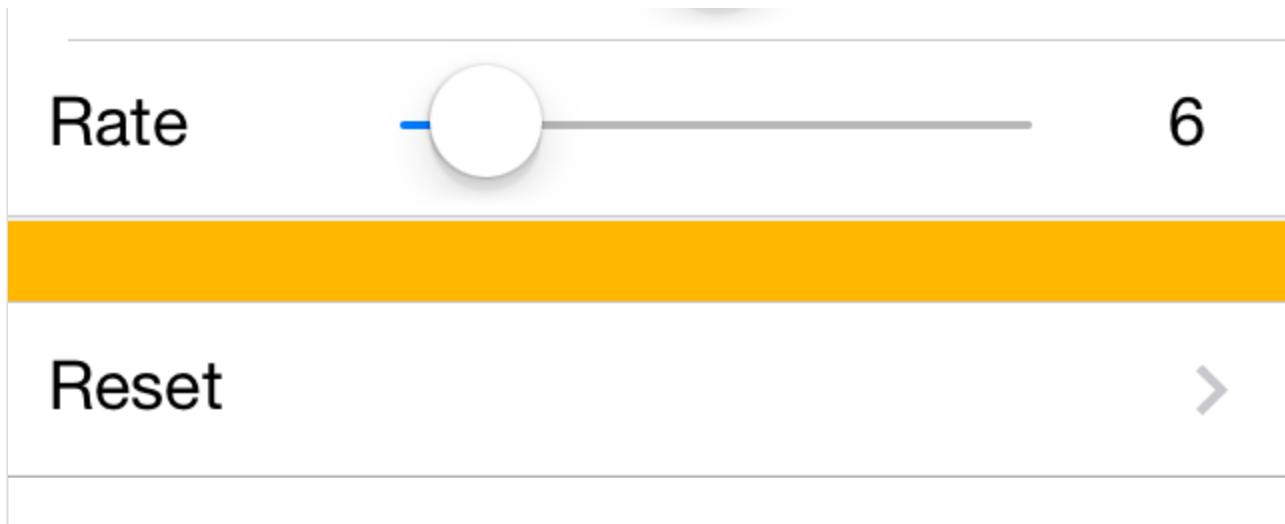
Speech

Style: Speak >

Locale: English (United Kingdom) >

Volume  87

Pitch  50



The Change screen gives you access to all the key controls to let you to manually change / customise your wotja, perhaps after you have used [Shuffle](#).

- **Background Image** : Tap to select an image from your camera roll. Once you have selected your image you can use the toggle to display or hide it.
- **Backing Track** :: Tap to see all the different backing tracks you can then select (Beats or Ambiences).
- **Volume**: Sets the Backing track volume.
- **Player** :: Tap to see all the different players (sounds) you can then select.
- **Volume**: Sets the Player volume.
- **Echo** :: Selects the Echo preset/type.
- **Echo**: Sets the Echo level.
- **Reverb** :: Selects the Reverb preset/type.
- **Reverb**: Sets the Reverb level.
- **Theme**: Choose one of 8 background colours.
- **Style**: Choose one of 6 modes of text display.
- **Visualizer**: Determines how fast blobs are created, the larger the value the more there are one screen at any one time. Note: This does not change the blob lifecycle which is of fixed duration.
- **Size**: Determines the size of the blobs, the larger the value the large the blob.
- **Opacity**: Determines how transparent the blobs are where 0 means fully transparent (invisible).
- **Tempo**: Select the tempo for your wotja.
- **Root**: Select the musical key for the wotja.
- **Notes**: Shows how many notes your text has generated for use in the tune (or tune variations).
- **Phrasing**: Defines the minimum number of notes there are in a "phrase" (and you can see in the indicator above how many notes your text has generated - all of these notes get put into phrases to make the "tune").
- **Phrasing Range**: Sets the range above the minimum.
- **Spacing**: Defines the minimum number of spaces between each phrase (allows a tune to breathe).
- **Spacing Range**: Sets the range above the minimum.
- **Interval**: Defines the minimum number of spaces between each play of the tune (allows a tune to breathe).
- **Interval Range**: Sets the range above the minimum.
- **Improvise after Tune**: Turn this on to let Wotja play various tune variations after FIRST complete play of the tune.
- **Variation**: Selects one of up to 16 variations created of the original tune.
- **Repeats**: The total number of times the original melody or a variation of it is played (play count).
- **Repeat Range**: Sets the range above the minimum.
- **Speech**: The toggle determines if Speech is on or off (Text to Speech)
- **Style**: Select the style of speech you want - Speech just says the words; Sing and Chant start each word only when a note is played.

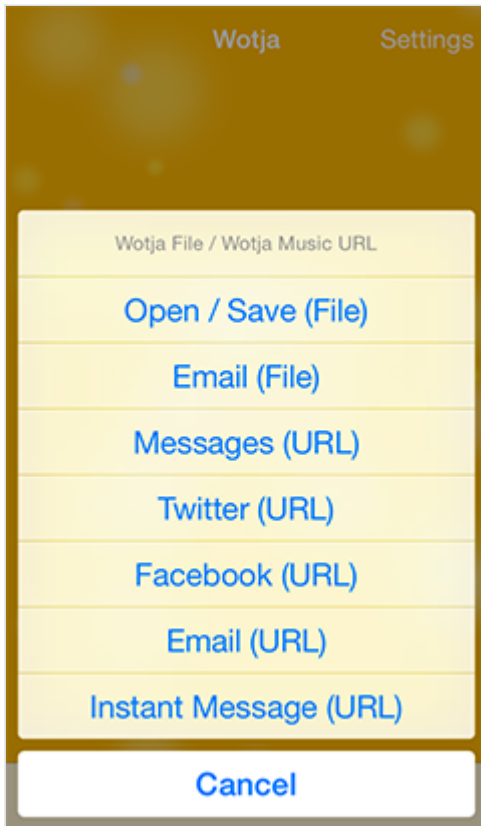
- **Locale:** Tap to see all the different Locales (accents) you can select.
- **Locale:** Tap to see all the different Locales (accents) you can select. The volume control below it sets the Speech volume.
- **Pitch:** Sets the pitch of the speech for a deep or high voice.
- **Rate:** Determines how fast each word is spoken.
- **Reset:** Resets all settings to defaults but does not change your text.



The Game screen, accessed from the Game icon on the toolbar in the [Play](#) screen, is where you can play a simple game. Your challenge is to get as high as score as you can!

- In the center is a faint moving bar, driven by the melody which is influenced by the tempo.
- Tap/Hold the moving bar to increase your game score (shown top center); once you tap on an area that is not the bar, your score is reset.
- The longer you can continue to follow the bar, the bigger the multiplier on the score you get (the multiplier is shown below score).
- Your high score is shown top right.
- Tap the top left "Back" button to take you back to the play screen.

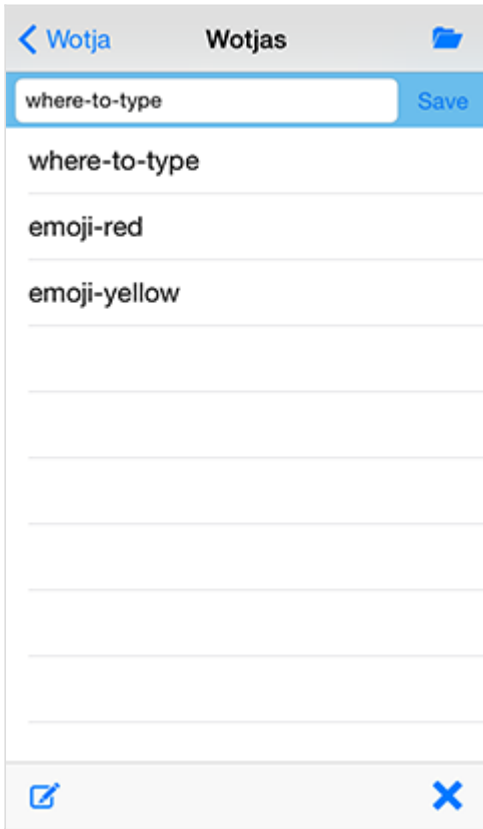
Your high score is not currently saved to your wotja, and is reset when you restart Wotja or open another wotja .



The Action screen is where you share / export a wotja or access the [Open / Save](#) screen.

Wotja FREE: Does not support Save / Open to or from local storage or email export of wotjas. [Purchase Wotja \(http://itunes.apple.com/app/id728713486\)](http://itunes.apple.com/app/id728713486) if you require these features.

- **Open / Save (File):** Lets you save a wotja to, or open a wotja from, your iOS device without having to publish or open it as a URL (i.e. without using the wotja.com service). Option not available in Wotja FREE.
- **Email (File):** Lets you attach your wotja file, \*which includes the background image if you use one\*, to an email as an attachment so that it can be shared and then opened directly in wotja without having to be published or opened as a URL (i.e. without using the wotja.com service). Option not available in Wotja FREE.
- **Messages (URL):** Select to publish/share your wotja as a Wotja Music URL through your Messages account.
- **Twitter (URL):** Select to publish/share your wotja as a Wotja Music URL through your Twitter account.
- **Facebook (URL):** Select to publish/share your wotja as a Wotja Music URL through your Facebook account.
- **Email (URL):** Select to publish/share your wotja as a Wotja Music URL (shortened to a goo.gl) through your email account.
- **Instant Message (URL):** Select to copy your text and Wotja Music URL (shortened to a goo.gl) to the clipboard so you can publish/share it via e.g. instant messaging, perhaps via WhatsApp, WeChat, Messages etc. See [Instant Messaging FAQ entry \(/wotja/faq/#faq-im\)](#).

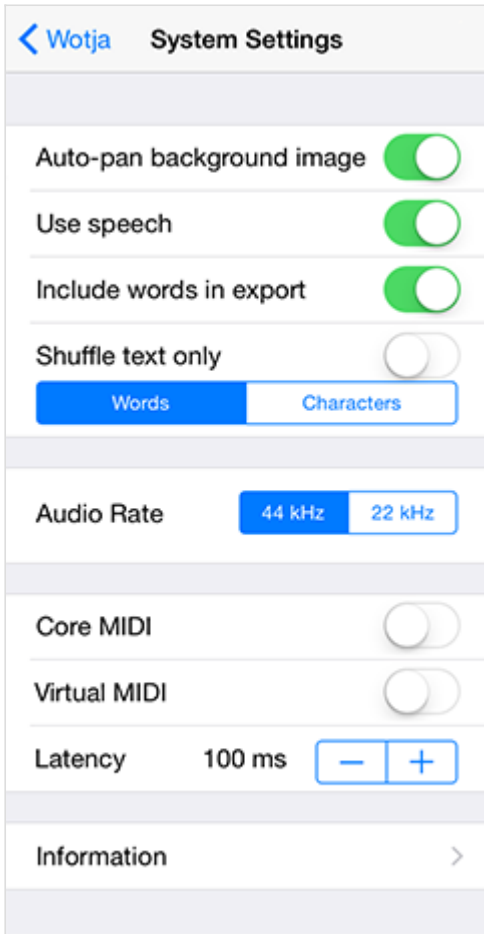


**Open / Save:** This screen is where you open wotjas saved to your iOS device and/or save them to it.

Wotja FREE: Does not support Save / Open to or from local storage, emailing wotjas or iTunes App File Sharing for backup. [Purchase Wotja \(http://itunes.apple.com/app/id728713486\)](http://itunes.apple.com/app/id728713486) if you require these features.

- **Name, Save and Copy:** The top blue panel area (with white selection field) is where you can name your wotja. When done press "Save" to the right of it to save it to your device. You can also create a copy of a wotja by renaming it to something different and then saving that.
- **List:** Select a wotja in the list (it is then highlighted).
- **Open:** Either tap this button to open the selected wotja, or double tap it.
- **Rename:** Tap to rename the selected wotja.
- **Delete:** Tap to delete the selected wotja.

WOTJA BACKUPS: Make these by: A) backing up / syncing your iOS device (note that a device restore will be needed to recover your wotjas); B) emailing yourself a backup copy of each wotja, or; C) if you are using Wotja (not Wotja FREE) and have a desktop computer, use [iTunes Apps File Sharing](#) to copy your wotjas off your device and to save them to your computer. See the instructions on the Intermorphic website for [How to Copy To/From your device](#).



Here you find a few key System settings which are not saved to your wotja (all "[Change](#)" settings are).

Wotja FREE: Does not support MIDI out (Core MIDI, Virtual MIDI, MIDI Clock, Latency). [Purchase Wotja \(http://itunes.apple.com/app/id728713486\)](http://itunes.apple.com/app/id728713486) if you require these features.

- **Auto-pan background image** (Default: On): Lets your background image auto-pan around a bit.
- **Use speech** (Default: On): If you never want to hear speech, just turn this off here.
- **Include words in export** (Default: On): Turn this off if you do not want the words/text etc you enter in your wotja to be exported as well as the URL (which will always include the first 101 characters).
- **Shuffle text only** (Default: Off): Turn this on if you want ONLY the Words or Characters (selected via the control immediately below the toggle) that you include in your wotja to be changed when you press [Shuffle](#) (i.e. nothing else is changed).
- **Audio Rate:** If, for any reason, you find Wotja is struggling to play you without a bit of breakup, try selecting 22Khz which uses less processor power.
- **Core MIDI** (Default: Off): Turn this on to output Wotja composition via Core MIDI. The melody is generally on MIDI channels 1 and 2; Drums backing track on channels 9-14 and Ambience backing on channels 15-16. Setting not available in Wotja FREE.
- **Virtual MIDI** (Default: Off): As for Core MIDI above, but for Virtual MIDI. Setting not available in Wotja FREE.
- **MIDI Clock** (Default: Off): Turn this on for Wotja to send out MIDI clock information. Setting not available in Wotja FREE.
- **Latency** (Default: 100ms): Sets the MIDI latency (only relevant for MIDI out). Setting not available in Wotja FREE.
- **Information:** Select for links to further information.

---

Wotja FREE is as Wotja but with the following principal limitations:

- Wotja FREE does not include Wotja's support for:
  - [Open/Save](#)
  - [Email export](#) (File)
  - [MIDI Out](#) (Core MIDI, Virtual MIDI, MIDI Clock, Latency)
  - iTunes App File Sharing
  - Audio playback when backgrounded
- Wotja FREE is ad supported, meaning:
  - it requires an internet connection to play its music
  - audio playback is only when the app is in the foreground
  - audio playback will time out if there no user interaction after 1 minute (tap play button to restart play), but any interaction resets that timer

[Purchase Wotja \(http://itunes.apple.com/app/id728713486\)](http://itunes.apple.com/app/id728713486) for a fully functional, ad-free version.

---